



The Whole World

God's Creation
to
God's Propitiation

Written by
Zonya Bergsma

RH2801B



God's Creation
to
God's Propitiation

Written by
Zonya Bergsma

RH2801B

Permission is granted to the purchaser of this book to reproduce,
duplicate or photocopy these pages as needed for use
in their own ministry purposes - not for resale or for distribution to others.

In other words, if someone you know is interested in using this material,
please direct them to www.reachhearts.com to purchase the materials for themselves.

Thank-you.

Table of Contents

Introduction	5
Lesson Plan	7
The Whole World Created	8
The Whole World Wicked	11
The Whole World Worthless	15
The Whole World Deceived	19
Propitiation for the Whole World	23
Review Lesson	27
Appendix A - Lesson Activities	28
Appendix B - Wall Display	48

Introduction

The following are some brief points and suggestions to consider when teaching these lessons.

Verse Memorization

2 Timothy 3:15

And that from a child thou hast known the holy scriptures, which are able to make thee wise unto salvation through faith which is in Christ Jesus.

We need to encourage children to hide God's word in their hearts (Psalm 119:11). Verse memorization should be a high priority during your class. Take time to teach the verse to your students instead of just sending it home with them. Many children do not have help at home to learn the assigned verse and if the child is not reading on their own, they need help all the more. Encourage memorization by using different incentives such as a point system and prizes. At the start of each class session, have the students say their memorized verse to you. Young children can memorize a lot more than we think they can! Let them surprise you - and themselves!

Classroom Set-up

These lesson plans will expect you to have the following classroom materials available:

- pencils/erasers
- crayons/pencil crayons
- glue
- tape
- a table
- whiteboard and whiteboard markers or a chalkboard

Additional Suggested Materials

The following materials are excellent resources for teaching any primary or intermediate Sunday school class. The younger the children, the more need there is for visual materials to help them learn and understand as well as keep their attention! These resources are only suggestions. Some are used in these lesson plans but if they are not available, the lessons can easily be adapted using other material.

Flannelgraph

Betty Lukens Flannelgraph is awesome. It is expensive, but well worth it as a lifetime investment. Most Christian bookstores carry this product or will order it for you. Go to www.bettylukens.com to view this product and to order on-line.

ABeka Bible Flashcards

ABeka provides these beautiful, full colour flashcards that cover all the Bible stories. The flashcards are large (some are 12"x15½" and others are 10"x13") and come in individual sets for different stories. Go to www.abeka.com for more information.

Additional Suggestions

All lessons use props. When teaching, keep all props out of sight until the appropriate time in the lesson. If your students can already view the items, there is no suspense, which is all part of holding the attention of your students.

It is best if you make the activity/craft that goes along with the lesson before your class time. Even if the instructions look straightforward, you will know exactly how to make it and avoid any problems during your class. It is also much easier for children to make their craft, and they often require much less help, when they can see what the end result is supposed to look like

Wall Display

Creating a visual display is a great lesson reminder to the students, is wonderful for review and adds interest to your classroom. Most office supply stores carry pre-cut letters which are great. They come in different sizes and in a variety of colours and designs. This lesson plan includes an appendix with suggested wall display material. Weekly titles are included and can be used instead of pre-cut letters if desired.

Questions/Comments

We would love to hear from you. If you have any comments or questions, please let us know. An attempt has been made to avoid any mistakes and to make this material easy to be understood. However, if you find mistakes or have any difficulties, please contact zonya@reachhearts.com so the necessary corrections or adaptations can be made. Thank-you for using our materials and may your efforts to reach hearts for Christ be blessed!

Zonya Bergama

Lesson Plan

The following lesson plan cover approximately 6 weeks of classes. Each lesson is laid out in the following way.

Bible Reference:

-where the story/lesson is found in the Bible

Memory Verse:

-this is the main object of the lesson - the lesson script leads up to this verse

Lesson Point:

-a brief overview of the main focus of the lesson

Props/Materials Needed for Lesson:

- these are the items you will need to develop and teach the lesson to your class
- some of these materials you will need to make and others are found around the house

Preparation for Lesson:

-what you need to make and other things that need to be done prior to teaching the class

Preparation for Activity:

-what to cut out, photocopy, etc. for the activity part of the lesson

Lesson Script:

- this is actual the lesson layout
- suggested exact words are printed in regular script
- teacher's instructions are printed in italics

Activity:

- this usually concludes each lesson
- most instructions for making the activities are found in the appendix



The Whole World Created

Bible Reference: Genesis 1-2

Memory Verse:

In the beginning God created the heaven and the earth. Genesis 1:1

Lesson Point:

-our entire world was created directly by God

Props/Materials Needed For Lesson:

- globe
- large wall map of the whole world
- magazines - for pictures of what God created on each day
- this week's verse (see Appendix B)
- this week's title (see Appendix B) or 2" letters to spell "CREATED"
- 4" letters to spell "THE WHOLE WORLD" to put above map on wall
- copies of "Day 1", "Day 2", etc. (see Appendix B)
- camera and film

Preparation For Lesson:

- make a copy of "Day 1", "Day 2", etc., cut out and mount on coloured paper
- cut pictures out of magazines to show what was created on each day or enlarge the pictures from the memory game (see activity in Appendix A), colour them and mount on coloured paper
- make a copy of this week's verse and mount on coloured paper (see Appendix B)
- make a copy of this week's title (see Appendix B) and mount on coloured paper (if not using pre-cut letters)

Preparation For Activity:

- see Appendix A for materials needed and instructions
- make copies of the memory cards for each student and put each set in small envelopes or bags

Lesson Script:

- hi there everyone!
- today we are going to start talking about something we all have in common
- can anyone think of what that might be?
- let the class guess*
- well, we all live in the world!
- for the next few weeks we are going to be talking about the WHOLE WORLD

-show globe

-this is the whole world!

-we know that if we want to take this globe and make it flat to put on our wall, we use a map

-put map up on wall

-who can tell me who made the whole world?

-God!

-how do you know that?

-because the Bible tells you, doesn't it?

-our Bible begins with the creation of the whole world because that's what happened first!

-does anyone know how long it took God to create the world that we live in?

-6 days? 7 days?

-let's see if we know what God created on each of those days and how many days it actually took Him to create the world

-put up "Day 1" on the wall not too close to the map

-does anyone know what was created on the first day?

-put up picture beside "Day 1"

-continue in this manner, going through each day of creation

Day 1

-God created **light** (there was now light and darkness)

Day 2

God created the **sky** and **water** (waters were separated)

Day 3

God created the **seas** (the waters were gathered together) and the **land** (plants, etc.)

Day 4

God created the **sun**, **moon** and **stars**

Day 5

God created **fish** and **birds** (to fill the water and sky)

Day 6

God created **animals** (to fill the earth)

God created **man** and **woman**

Day 7

God saw that His creation was good and He **rested**

-so there it is!

- everything that God created
- how many days did it take Him to create everything in our world?
- 7 days?
- did He create anything on the 7th day?
- NO!
- so God actually created the whole wide world in just 6 days!
- put up the title "THE WHOLE WORLD" on the wall above the map*
- why do we believe that?
- because the Bible tells us so!
- the Bible is true
- the Bible is God's words to us!
- God tells us how He created the world
- does anyone know what the very first verse in the Bible says?
- we are going to learn it for our verse this week
- put up this week's title and verse on wall*
- "In the beginning God created the heaven and the earth" Genesis 1:1*
- let's say it again together
- repeat verse a few times*
- God created this entire world that we live in!
- you and I live in this world and God created each of us, right?
- so I want to take pictures of each of you - the children that God created!
- proceed to take pictures of each of the students - also take one of yourself (these need to be developed before the next class session)*

Activity: Creation Memory Game

- see Appendix A for instructions
- depending on how much time you have available or what would suit your class best:
 - have the students pair up in partners to play memory together
 - play memory together as a class
- if time permits, have the students colour their memory cards



The Whole World Wicked

Bible Reference: 1 John 5:19

Memory Verse:

The whole world lieth in wickedness. 1 John 5:19

Lesson Point:

- our world looks beautiful and the people generally look nice
- however, God says the world is wicked

Props/Materials Needed For Lesson:

- pictures of people/children from different countries of the world
- photos from last week of students in your class
- red Bristol Board
- this week's verse (see Appendix B)
- this week's title (see Appendix B) or 2" letters to spell "WICKED"

Preparation For Lesson:

- if you put up the days of creation with pictures last week, you might want to cover it up for the first part (review) of this lesson
- cut out long arrows from red Bristol Board (see example in Appendix B - wall diagram)
- cut out a red "X"
- make a copy of this week's verse and mount on coloured paper (see Appendix B)
- make a copy of this week's title (see Appendix B) and mount on coloured paper (if not using pre-cut letters)

Preparation For Activity:

- see Appendix A for materials needed and instructions
- make enough copies of the world (Figure A) and the verse circle (Figure B) for each student
- glue onto Bristol Board and cut out
- cut out the rectangle window in Figure A
- make small holes where indicated in both figures

Lesson Script:

- who can tell me what we talked about last week?
- that's right!
- we talked about how the whole world was created
- who created the whole world?
- God! That's right!

- can anyone remember how long it took God to create the world?
- 7 days? 6 days?
- remember, on the 7th day God rested so the world was actually made in only 6 days!
- let's see if we can remember what God made on each day
- can anyone tell me what God made on the 1st day? (*continue with each day*)
- now, we learned that on the 6th day God created the very first people that ever lived
- what were their names?
- Adam and Eve - that's right!
- now many, many years have passed since Adam and Eve
- thousands of years later, we are living in the world
- who can show me on the map where we live?
- let a student show where they live*
- put up a red "X" where you live*
- well, our country is not the only country in the world is it?
- who can tell me where Japan is? Africa?
- continue with some different countries and ask children to go up to the map and pick out the places you ask for*
- there are many different countries in the world
- and there are even more people in the world
- can anyone guess approximately how many people live in our world today?
- let the class guess*
- approximately 6 billion people live in our world!
- that's A LOT of people!!
- but do all these people look the same?
- no! God made each of us different
- some people actually look very different from each other
- I have some pictures of people with me today
- let's see if we can guess where they might live
- show pictures of people from different countries*
- let the students take turns guessing where the person would come from*
- attach each picture on the map using arrows to point to the country where they are from*
- remember last week when I took pictures of each of us in our class?
- well, here they are! (*show photos*)
- now, where did we say that we live?
- hang up student's pictures along with your own and use an arrow to point to the red "X"*
- now, let's take a look at all the people we put up on our map
- all these people look different
- but they all look like fairly nice people, don't they?
- no one looks really bad, do they?
- NO!
- let's think back to the garden of Eden and Adam and Eve for a minute
- who can tell me what the garden would have been like?

- yes, it was beautiful - no thorns, weeds...
- God made a beautiful, perfect world!
- but what happened in God's perfect garden?
- that's right - Adam and Eve sinned
- they didn't obey God's command to not eat of the tree and instead they listened to the snake
- when Adam and Eve sinned, that was the very first sin that ever had happened in the world
- now God's perfect garden was ruined
- sin was now in the world
- remember that God had to send Adam and Eve out of the garden, didn't He?
- because Adam and Eve sinned, there has been sin in our world ever since!
- our world is beautiful with all its birds, animals, trees, flowers, etc.
- but our world is full of sin
- do you know what God says about our world?
- "The whole world lieth in wickedness" 1 John 5:19*
- put up this week's title and verse beside last week's verse*
- does anyone know what wicked means?
- let the class tell*
- who can give me some examples of wickedness?
- let the students give examples such as murder, stealing, etc.*
- have you ever done a wicked thing before?
- no, you have never killed anyone
- but have you ever told a lie?
- have you ever cheated?
- have you ever stolen something?
- have you ever disobeyed your mom or dad?
- do you know what God says that is?
- God says that is sin
- and all sin - the big bad stuff like killing and what we think isn't so bad like telling a lie - is all wickedness!
- wicked, terrible sin
- let's repeat our verse together again
- "The whole world lieth in wickedness"*
- make sure the class understands the 'lieth in' means 'is in' or 'is full of'*
- so what about these people over here? *(point to a picture of a person you put up on the map)*
- is this person wicked? YES!
- what about this person away over here? Is this person wicked? YES!
- repeat this a few times with different people from different countries*
- then what about these children here? *(point to the pictures of the students)*
- are these children from our Sunday school wicked? Yes

- what about me, the Sunday school teacher? Yes
- what God says is true, isn't it?
- it doesn't matter if you have done lots of sins, only a few sins, big bad sins or sins that don't seem so bad, God says it is all wickedness
- let's say our verse together again
- repeat verse a few times*

Activity: World Verse Wheel

- see Appendix A for materials needed and instructions
- have the students put Figure A on top of Figure B and hook them together with a brad
- show the students how to turn the bottom wheel to read and practice the verse
- if time permits have the students colour their world
- practice the verse together using the verse wheel



The Whole World Worthless

Bible Reference: Luke 12:16-21 (although this story is not actually taught, the idea is addressed)

Memory Verse:

For what shall it profit a man if he shall gain the whole world and lose his own soul?
Mark 8:36

Lesson Point:

- this world is full of things but it's all worthless
- our soul is the only thing that is worth anything

Props/Materials Needed For Lesson:

- pictures cut out of magazines of material things that, in light of eternity, mean nothing:
ex. education, money, cars, mansions, friends, boats, etc.
- this week's verse (see Appendix B)
- this week's title (see Appendix B) or 2" letters to spell "WORTHLESS"

Preparation For Lesson:

- mount the magazine pictures on coloured paper and cut out
- make a copy of this week's verse and mount on coloured paper (see Appendix B)
- make a copy of this week's title (see Appendix B) and mount on coloured paper (if not using pre-cut letters)

Preparation For Activity:

- see Appendix A for needed materials and instructions
- copy the money onto cardstock
- cut each dollar apart
- punch a hole in the bottom left corner of each dollar
- put each set of dollars into small envelopes or bags for each student

Lesson Script:

- hi everyone!
- let's see if we can remember what we've learned about during the last 2 weeks
- first we learned that the whole world was created
- who created our world?
- yes! God did!
- what was our verse from the first lesson?
- "In the beginning God created the heaven and the earth" Genesis 1:1
- next we learned about all the different people that live in our world

-everyone one of us looks different from each other, don't we?

-remember we learned that even though all these people (*refer to map with different people on it*) look nice, what does God say about them?

-God says the whole world is wicked!

-let's say our verse again from last week

-*"The whole world lieth in wickedness"* 1 John 5:19

-so that means that everyone is wicked, doesn't it

-well, let's see what I brought with me today

-I have some pictures of things we can find in our world

-*take out pictures of things one by one and discuss in the following way...*

-I have a picture here of books, school and a diploma

-do you know what this is about?

-you might not always like school right now, but getting an education is important so that you can get a good job someday

-maybe you want to become a policeman when you grow up, or maybe a doctor or a nurse

-you have to go to school to learn how to be some of these things

-so studying and learning is important, isn't it?

-let's put this picture up here on the wall

-*put up picture somewhere beside map*

-now, if you have a good job, what do you earn?

-money!

-here's a picture of money! (*show picture*)

-who here would like to have lots of money like this?

-think of all the things you could buy if you had all this money!

-*put picture of money up on wall close to the education picture*

-let's see, here's a picture of a car (*show picture*)

-would you like to buy a car like this with all your money?

-yes! I think all of us would like to!

-wouldn't you like to drive a car like this when you get your license?

-we would need lots of money like this to buy that car, wouldn't we?

-let's put this picture up here on our wall (*do so*)

-look at this picture of this house! (*show picture*)

-wow - it's like a mansion or a castle!

-wouldn't you love to live in a house like this?!!

-I think we'd need lots of money to buy this too!

-*put this picture up on wall*

-look at this picture (*show picture of friends*)

-these people look like they are having a good time

-what do you think they are?

-yes! Friends!

-do you like having friends?

-friends are great to have, aren't they?

-you love to do all kinds of things with your friends!

-what about going boating? *(show boat picture)*

-you could buy a boat with all your money and you and all your friends could go boating and fishing...

-wouldn't that be fun?!

-so, now we've got a great job, we're making lots of money, we've bought a car and great big house and we've got lots of friends, we've bought a boat...

-we've got everything don't we?

-everything this world has out there, we have!

-look at all that stuff *(refer to all the pictures you have just put up on the wall)*

-we've got a wonderful life...

-but do you know what?

-something very important is missing

-but can you think of anything that is missing?

-God is missing!

-if we don't have God in our life, we're really missing something important!

-see, there's nothing wrong with having all these things *(refer to pictures)*

-but if we don't have God, we're missing something

-if we don't have God, that means we are not saved

-and if we're not saved, that means we are not going to heaven!

-can any of these things take us to heaven?

-NO!

-so what good is it to have all these great things?

-it isn't worth anything

-all these things are really worthless - they are not worth anything!

-*put up this week's title with the pictures of material things*

-see, none of these things are going to last forever

-but you and I have a soul, the real you, and that soul is going to last forever!

-after you die, your soul is going to live in either heaven or in hell - forever!

-these things are not worth ANYTHING!

-but your soul is worth EVERYTHING!

-see, our verse today asks a question

-*put up today's verse on wall with the other two verses*

-“What shall it profit a man if he shall gain the whole world but lose his own soul?” Mark 8:36

-*make sure the class understands that 'man' means 'boy, girl, woman, anyone'*

-this verse is asking - what good is it if you get all this stuff in the world, maybe even own the whole world - but you lose your soul and go to hell!

-do you think it would be worth it?

-would you want to have all this stuff and yet go to hell because you forgot to think about your soul?

-what is more important - all the world has or your soul?

- all the things in the world will take you to hell
- God's salvation, saving your soul, will take you to heaven!
- today, I want you to think about this - do I want the world or do I want my soul saved?
- practice the verse a few times*

Activity:

- see Appendix A for materials needed and instructions
- hand out money
- let the students put the dollars in the right order
- help them fasten them together and practice the verse



The Whole World Deceived

Bible Reference: Genesis 1-3

Memory Verse:

The old serpent called the Devil and Satan...deceiveth the whole world. Revelation 12:9

Lesson Point:

- Satan deceived Eve right at the beginning of the world
- Satan is still deceiving people today

Props/Materials Needed For Lesson:

- flannelgraph of Adam and Eve and Satan in the garden of Eden
- green and brown Bristol Board
- a different shade of green cardstock
- this week's verse (see Appendix B)
- this week's title (see Appendix B) or 2" letters to spell "DECEIVED"

Preparation For Lesson:

- copy and cut out apples (see Appendix B)
- number them on the back in order of the verse
- stick them on the underneath of your students chairs in random order (without any of your class knowing about it)
- make a tree (in proportion to the apples) out of the Bristol Board
- make a copy of the snake on green cardstock (see Appendix B) or make your own
- gather all the flannelgraph pieces needed to tell the story
- set up flannelboard
- make a copy of this week's verse and mount on coloured paper (see Appendix B)
- make a copy of this week's title (see Appendix B) and mount on coloured paper (if not using pre-cut letters)

Preparation For Activity:

- make copies of activity page (see Appendix A) for each student

Lesson Script:

- we've been talking about the whole world, haven't we?
- we learned that God created the whole world
- then we learned that God says the whole world is wicked
- last week we learned that the whole world is worthless!
- none of all these things (*refer to pictures of material things*) are going to last forever, but our soul is going to last forever, either in heaven or in hell, right?

-is there anything wrong with having a nice car? NO!

-is there anything wrong with having a nice house? NO!

-nothing is wrong about any of this stuff in the world

-but if we get all this stuff and lose our own soul, what good would all this stuff be?

-NOTHING - WORTHLESS!

-God, and making sure our soul is saved and ready for heaven, is the most important thing of all!

-well, today we are going to learn another thing about our world

-I want us to go back and remember what we learned about our world being created

-who created our world?

-GOD!

-how many days did it take Him?

-6 days! That's right!

-let's just make the garden of Eden here on our flannelboard

-let the students help out by placing flowers, trees, fruit on the trees, animals, etc. on the flannelboard

-God created all of this in 6 days!

-but what is missing in our picture?

-that's right!

-Adam and Eve

-here they are! *(put on flannelboard)*

-now, God created Adam and Eve just perfectly

-they were perfect people

-they had never sinned at all!

-God put them in this beautiful garden called Eden

-God told them that they could eat of all the fruit that was growing on all the beautiful trees in this garden

-but there was only one thing God told them that they could NOT do!

-they were not to eat the fruit that was growing on a tree that was in the center of the garden

-that tree was called the Tree of the Knowledge of Good and Evil

-God said that if they ate of that tree, they would die!!

-well, one day, Eve was walking in the garden *(remove Adam from flannelboard)*

-as she was walking, she came close to the Tree of the Knowledge of Good and Evil

-she stood there, looking at the fruit

-my, it looked good!!

-as she was looking at it, someone was in the tree

-does anyone know who that someone was?

-yes, it was a snake, a serpent *(put serpent on flannelboard in the tree)*

-do you know who that serpent really was?

-yes, it was Satan

-Satan was there to try and get Eve to do wrong

- he was going to try and deceive Eve
- does anyone know what deceive means?
- it means to trick someone
- Satan was going to try and trick/deceive Eve
- let's see what he said to Eve
- “Did God really say that you are not allowed to eat this fruit on this tree?” Satan asked Eve
- Eve told the serpent, “God said that if we eat of the fruit on this tree, we will die!”
- “You will not die!” Satan said
- oh, oh, Satan is trying to deceive her, isn't he?
- he's trying to trick her!
- Satan told Eve that if she ate the fruit, she would be like God and know so many things!
- Satan was trying to deceive her!!
- and you know what Eve did, don't you?
- did Satan deceive her? YES!
- how do you know?
- because Eve listened to Satan and she ate the fruit!
- from the moment she ate that fruit, she did start to die, just like God said would happen
- Eve would get old and die
- Adam ate the fruit too, didn't he?
- did Satan do a good job at deceiving Eve?
- yes, he did!
- but God tells us something else about Satan
- we are going to find out what God says
- put up the tree and serpent on the wall*
- I want each of you to reach underneath your chairs and see what you find!
- have the students find their apples*
- have them put the apples in the tree in the right order to read the verse*
- now, let's read what God says about Satan
- “That old serpent called the Devil and Satan...decieveth the whole world.” Revelation 12:9
- read the verse together as a class a few times*
- this verse says that Satan deceives the whole world
- that means that he didn't just deceive Eve
- he also deceives the whole world
- that doesn't mean that he deceives the tress, flowers, etc.
- it means he deceives all the people in the whole world (*refer to map with people on it*)
- well, how does Satan deceive people?
- he does it just like he deceived Eve
- he tries to make them doubt what God says
- we learned that God says the whole world is wicked (*refer to map*)
- that means that you and I are wicked, right?
- but what do you think Satan will try to tell you to deceive you?

- that's right, he will say - "you're not wicked! You don't do things that are too bad!"
- Satan is trying to deceive you, isn't he?
- we learned that God says the whole world is worthless - that you need to worry about your soul, not about getting all the stuff you can in the world (*refer to pictures of material things*)
- what do you think Satan will say to deceive people?
- yes, he might say - "All this stuff is good - try to buy as much stuff as you can!"
- he might also say - "Don't worry about your soul yet. You're just young and you have a long time to live yet. Worry about your soul later! Just have fun right now!"
- Satan is trying to deceive, isn't he?
- God says you must be saved or you will not go to heaven
- what do you think Satan says to deceive?
- that's right - "You don't need to be saved!"
- God says you will go to hell if you are not saved
- what do you think Satan says to deceive?
- yes - "You won't go to hell! God would not put people in hell!"
- Satan tries to deceive people in many ways
- and do you know what?
- many, many people in this world are listening to Satan, just like Eve did!
- Satan is doing a good job at deceiving people
- many people are not worrying about their soul - they are getting all they can in this world
- what does our verse say?
- repeat verse together a few times*
- do you think Satan can deceive you?
- yes, he can!
- remember, he's good at deceiving people - he's been doing it ever since the world began!
- don't let Satan deceive you
- God says the whole world is wicked - you are wicked
- God says your soul must be saved to be in heaven
- don't let Satan deceive you into believing anything different than what God says
- if you're not saved, God says you need to be saved now - not tomorrow or when you get older!
- don't listen to Satan - listen to God!
- repeat verse together again*
- put the verse and title up on the wall with the other 3*

Activity: Word Code

- see Appendix A for materials needed and instructions
- have the class figure out the answer to the question by using the number code



Propitiation for the Whole World

Bible Reference: Exodus 12:1-13

Memory Verse:

He is the propitiation for our sin: and not for ours only, but also for the sins of the whole world. 1 John 2:2

Lesson Point:

- God knew the helpless condition of this whole world
- He sent Jesus Christ to be the propitiation for the sins of the whole world

Props/Materials Needed For Lesson:

- small toy people
- a house made out of a box
- plastic toy lambs/sheep
- red paint and a brush
- picture of a sacrifice and Jesus' crucifixion (out of a Bible story book)
- brown Bristol Board
- this week's verse (see Appendix B)
- this week's title (see Appendix B) or 2" letters to spell "PROPITIATION"

Preparation For Lesson:

- cut a cross out of the Bristol Board
- make a copy of this week's verse and mount on coloured paper (see Appendix B)
- make a copy of this week's title (see Appendix B) and mount on coloured paper (if not using pre-cut letters)

Preparation For Activity:

- see Appendix A for needed materials and instructions
- make enough copies of the world for each student and glue onto thick cardboard
- make copies of the cross onto cardstock
- make copies of the verse

Lesson Script:

- let's take a few minutes today to review everything we've learned
- refer to the different parts of the wall display while reviewing*
- we learned some good news that God created the whole world in 6 days and rested on the 7th day
- but then we learned some bad news - the whole world is wicked
- not only that, but we learned some more bad news - the whole world is worthless

- and even worse, we learned some more bad news - the whole world is deceived!
- wow, that's a lot of bad news, isn't it?
- well, today I'm glad to tell you that we are going to learn some good news!
- our story today is about some people called the Israelites
- these people lived in a land called Egypt
- they were slaves in this land
- set up house with people outside*
- set up sheep a little ways away from the house*
- they had to work really hard for Pharaoh
- Pharaoh didn't care about the people at all
- he treated them very badly
- he even had them whipped when they were working
- God saw the Israelites
- He saw how they were being treated
- He was going to take them out of the land of Egypt to a new land called Canaan
- they would no longer be slaves to Pharaoh
- they would be free
- but God had a plan for them to follow
- this is what He told them to do
- "Get a lamb - a boy lamb, a perfect one, with nothing wrong with it," God said*
- so every family went out to the flocks of sheep (*do so with the little people*)
- they had to find just the right one - remember it had to be a boy and it couldn't have a hurt leg, or a crooked ear!
- the children probably helped their daddies look for the best lamb
- finally they found it!
- it was so cute and cuddly!
- they brought it with them all the way back to the house! (*do so with the little people*)
- for 5 days that lamb stayed beside their house
- the children probably fed it and looked after it
- they had to make sure that the lamb was absolutely perfect!
- on the 5th day, in the evening, after supper, the children's father said something that children didn't want to hear!
- "It's time to kill our lamb," father said*
- kill the lamb?
- but he's so cute
- why should we kill it?
- it hasn't done anything wrong!
- but God had told them that they had to kill the lamb
- so the family came outside to the lamb and their father killed that perfect lamb! (*pretend to do so*)
- the children were probably sad to kill the little, sweet lamb
- their father caught the blood of the lamb in a bowl

- then he took some branches and carried the blood to the front of the house!
- what was he doing?
- "God said that we have to put this blood all around the door of our house," the daddy said
- but why?
- "If we don't put the blood around the door, the oldest boy child in this house will die!"
- so the daddy put the blood carefully all around the door (*do so with red paint*)
- then the family all went inside the door into their house (*put the people inside*)
- they cooked the lamb that they had just killed and ate the meat from the lamb
- God had told them that they had to stay inside the house
- no one was allowed to go outside
- that night, something happened
- God sent His Angel through Egypt
- His Angel went all through the town
- do you know what He was looking for?
- blood on the door!
- if He saw a house with blood on the door He passed over that house
- if He saw a house with no blood on the door do you know what happened?
- the Angel killed the oldest boy child in that house!
- God had said - the lamb has to die or the oldest boy in the house must die
- the lamb had to die (*show lamb*) or the boy had to die (*show boy*)
- so in this story, the lamb died instead of the boy, didn't it?
- this story happened long ago but do you know something?
- the same is true about you and me today
- we have been learning that the whole world is wicked
- we learned that you and I are wicked
- God also says that because of all that sin you cannot be in heaven
- sin cannot be in heaven so you will have to go to hell with your sin
- you have to receive the punishment for your sins
- you committed the sins - you have to pay for them - receive the punishment for those sins
- but God doesn't want to put people in hell because of their sin
- He doesn't want to punish people because of their sins
- so He did something about it
- He sent Jesus to die instead of you
- show picture of Jesus' crucifixion*
- Jesus is just like that lamb (*hold up the lamb and boy*)
- remember, either the lamb had to die or the boy had to die, right?
- I want us to learn a really big word right now
- are you ready?
- put up the title "PROPITIATION" on wall and hang the cross underneath it*
- this is a really big word, isn't it
- does anyone think they know what it means?
- it means the sacrifice, or the payment

- this boy had to die but the lamb died instead - the lamb was the sacrifice instead of the boy
- see, either you have to go to hell with your sins and receive the punishment because you sinned, or you have to accept that Jesus died and was punished by God for your sins - instead of you
- that is what our verse today tells us
- put up verse on the wall with the other 4*
- read verse out loud together*
- there's that big word
- Jesus is the propitiation - the payment - for our sins
- Jesus took the punishment for our sins so that we don't have to be punished for them!
- and Jesus didn't only die for our sins, but also for the sins of the whole world
- remember all those people we put up on our map? (*refer to map*)
- Jesus is the propitiation - the payment - for all those people's sins too!
- Jesus died for everyone's sins!
- let's say our verse together again
- repeat verse a few times*

Activity:

- see Appendix A for materials needed and instructions
- hand out the worlds, crosses and verses to each student
- have the students fold back the bottom of the cross and glue it onto the center of the world so that it stands up
- glue the verse on the world in front of the cross



Review Lesson

This lesson is a fun one to review all the verses learned.

Goal:

-the ultimate goal is to have the children remember each of the 5 verses learned during the past 5 weeks

Note:

-the following are suggestions to do with the review activities found in Appendix A
-you might have other ideas and ways to use these review games

Preparation for Activity 1: World Match-Up

-see Appendix A for materials needed and instructions
-make copies of all the worlds for each student
-have blank sheets of paper and glue for each student

Preparation for Activity 2: Wall Memory Game

-see Appendix A for materials needed and instructions
-make the wall memory game

Lesson Idea for Activity 1: World Match-Up

-hand out copies of the worlds to each student
-have a race to see who can match up the worlds correctly (with the verse on the top and reference on the bottom)
-have the students glue their worlds together on the blank pieces of paper to take home

Lesson Idea for Activity 2: Wall Memory Game

-play memory together
-rearrange the titles and verses and play again for as long as time permits and class is interested

Appendix A

Lesson Activities

Whole World Created	29
Whole World Wicked	31
Whole World Worthless	33
Whole World Deceived	35
Propitiation for the Whole World	36
Review Lesson Activity 1	37
Review Lesson Activity 2	40

Whole World Created


Activity: Days of Creation Memory Game

Materials Needed:

- white cardstock
- envelopes or small bags

Directions:

- copy both sets of the memory game onto cardstock (see below/next page) and cut apart
- put each set into envelopes or small bags for each student
- play memory:
 - turn all the cards upside-down and take turns choosing 2 cards
 - try to match up the day with the correct picture of what was created on that day



Day 1	Day 2	Day 3
Day 4	Day 5	Day 6
Day 7		

The Whole World Wicked

Activity: Verse Wheel

Materials Needed:

- Bristol Board
- brads

Directions:

- make copies of the world (Figure A) and the verse circle (Figure B - next page)
- glue onto Bristol Board and cut out
- cut out the rectangle window in Figure A
- make a small hole in the middle of both figures where indicated
- put Figure A on top of Figure B and hook them together with a brad
- turn the bottom wheel to read and practice the verse

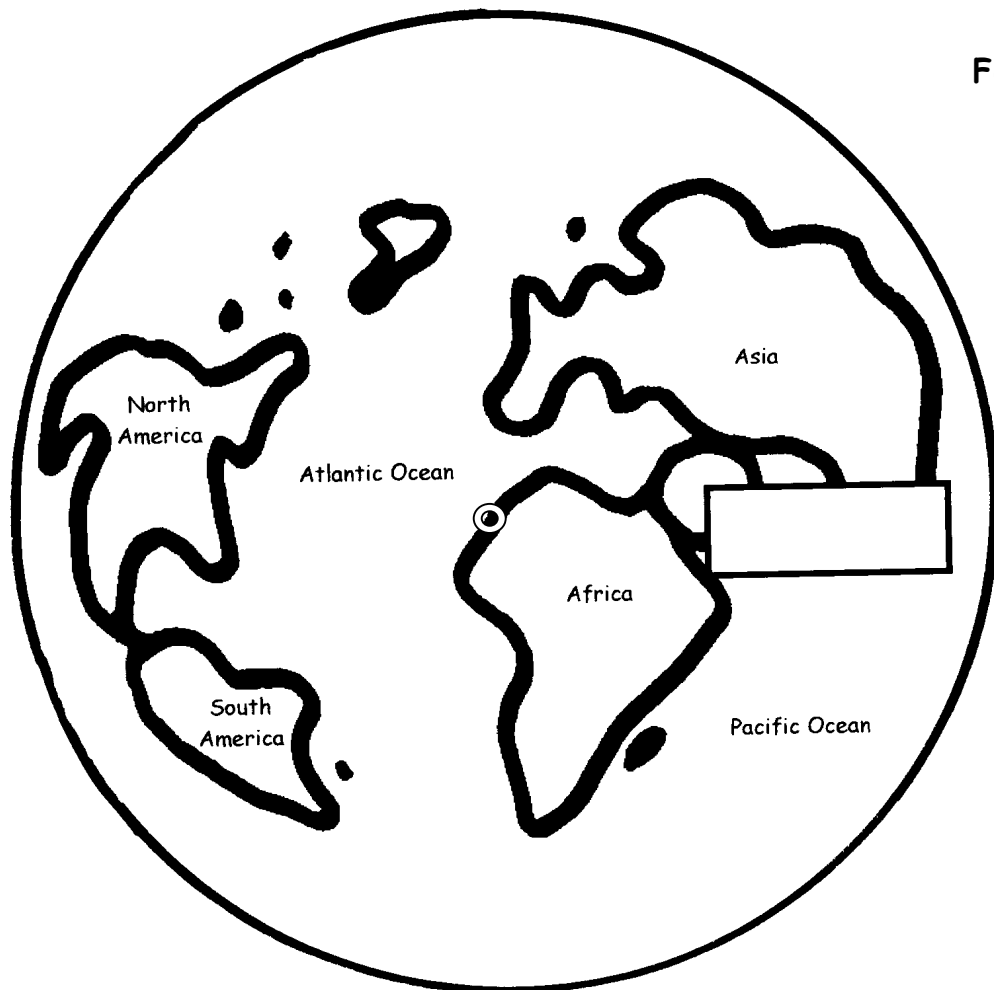



Figure A

Verse Circle

Figure B



The Whole World Worthless

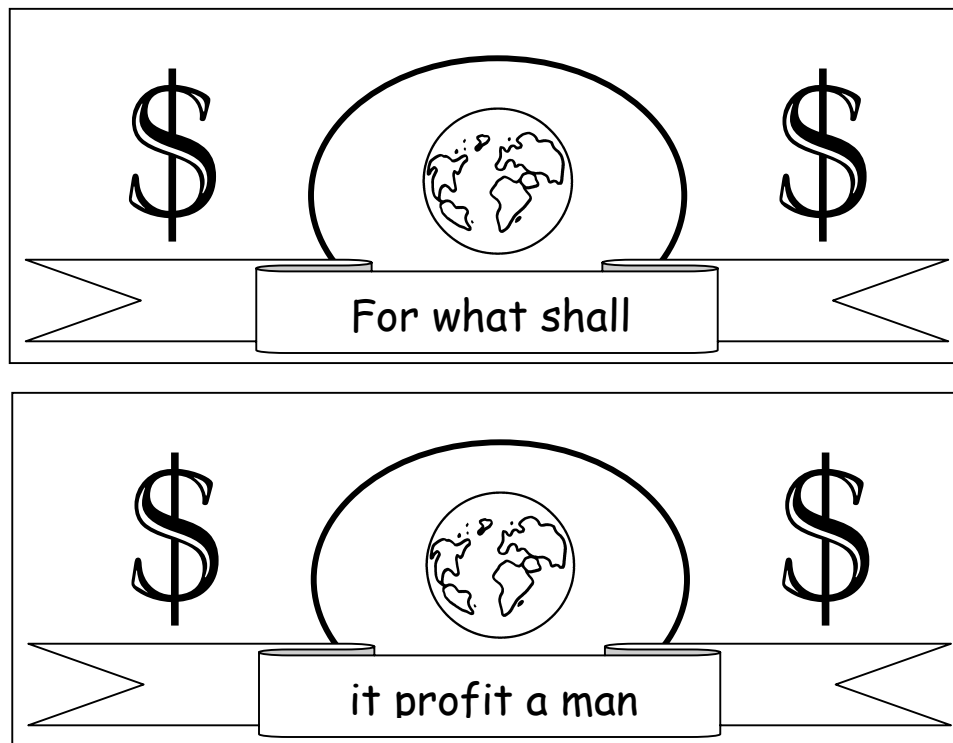
Activity:



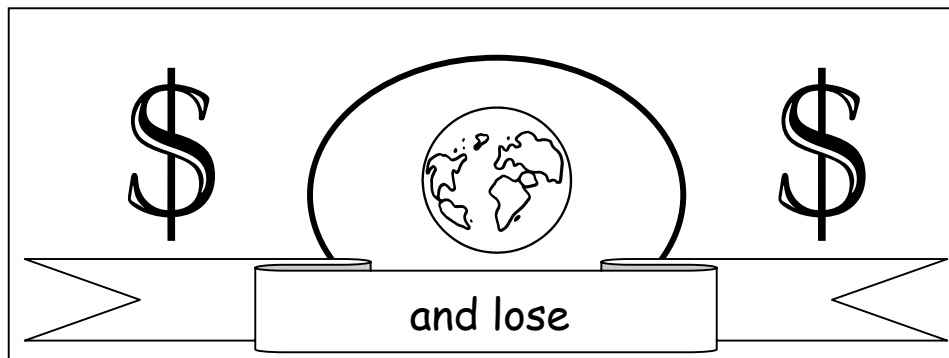
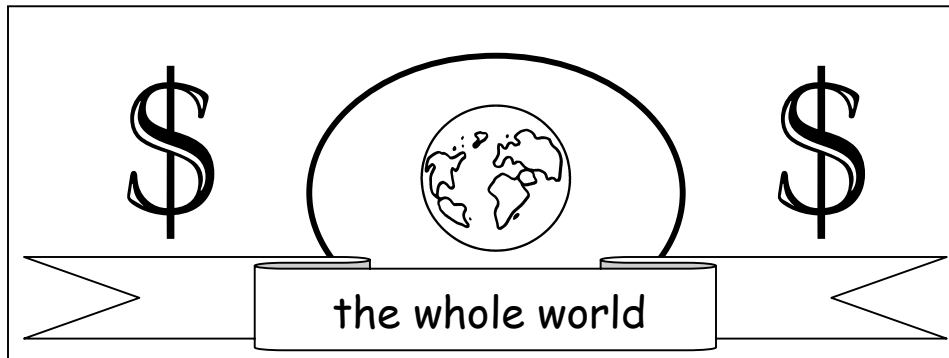

Materials Needed:

- green cardstock (or other colour to represent money)
- brads
- hole punch

Directions:


- copy the money onto cardstock
- cut each dollar apart
- punch a hole in the bottom left corner of each dollar
- stack the dollars on top of each other with the verse in the correct order
- line up the holes and fasten together with a brad
- practice the verse while rotating each dollar





The Whole World Deceived

Why did
Adam and Eve
disobey God?



1 B	2 G	3 R	4 L	5 I
6 W	7 S	8 O	9 E	10 A
11 J	12 F	13 V	14 T	15 N
16 H	17 C	18 P	19 K	20 X
21 M	22 Q	23 D	24 U	25 Y

7 10 14 10 15 23 9 17 9 5 13 9 23

14 16 9 21 11 24 7 14 4 5 19 9

16 9 23 9 17 9 5 13 9 7

14 16 9 6 16 8 4 9

6 8 3 4 23

Propitiation for the Whole World

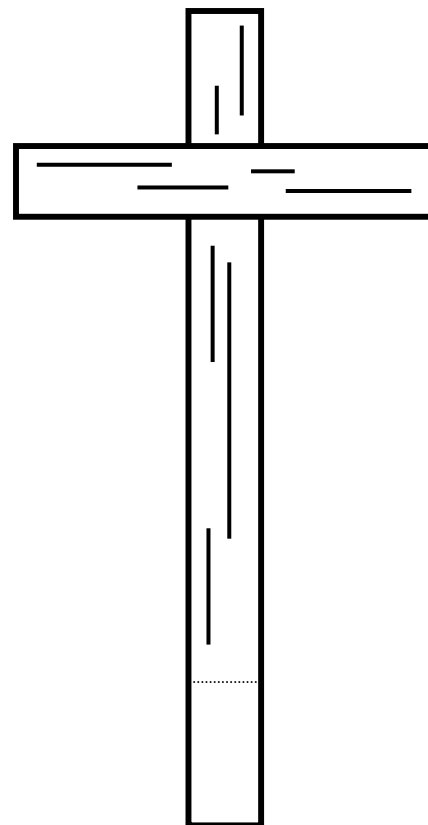
Activity:

Materials Needed:

- thick cardboard
- brown cardstock

Directions:

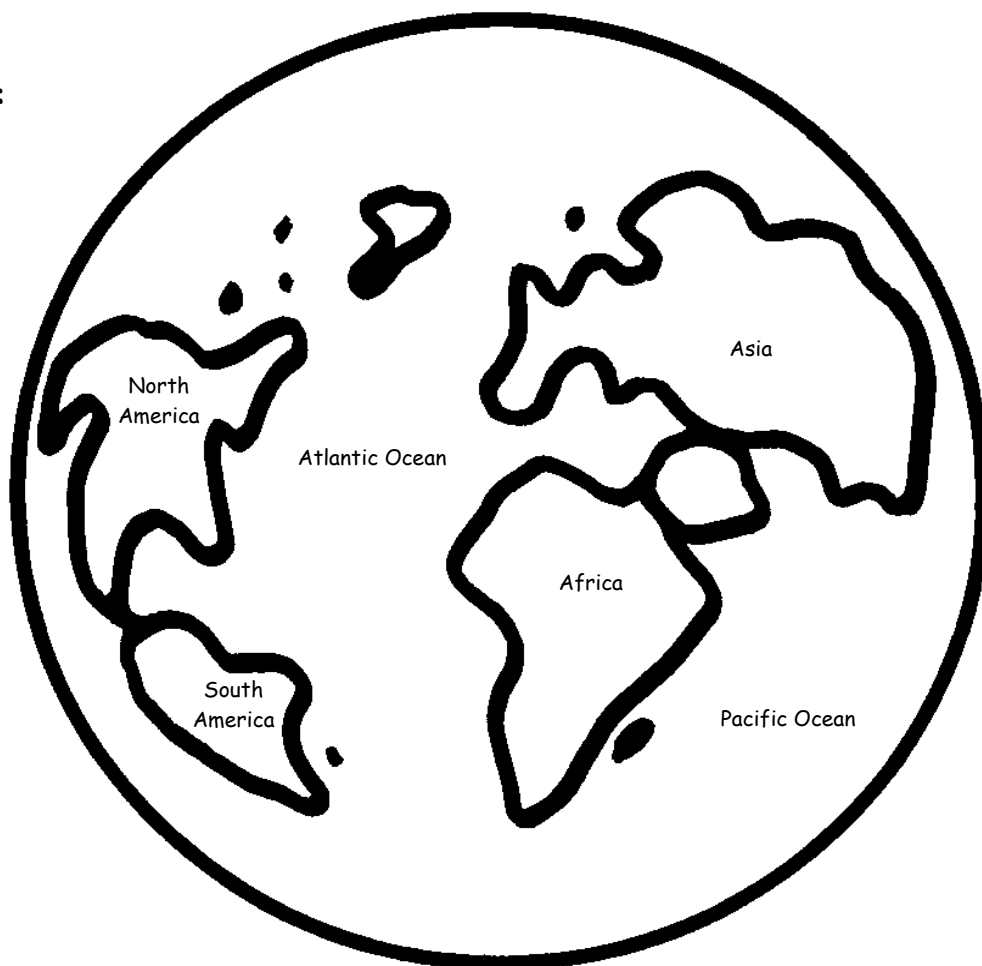
- make copies of the world and glue onto thick cardboard
- copy crosses onto cardstock
- make copies of the verse
- fold back the bottom of the cross and glue it onto the center of the world so that it stands up
- glue the verse on the world in front of the cross



Verse for Activity:

He is the propitiation for our sins:
and not for ours only, but also for
the sins of the whole world.

1 John 2:2



Review Lesson

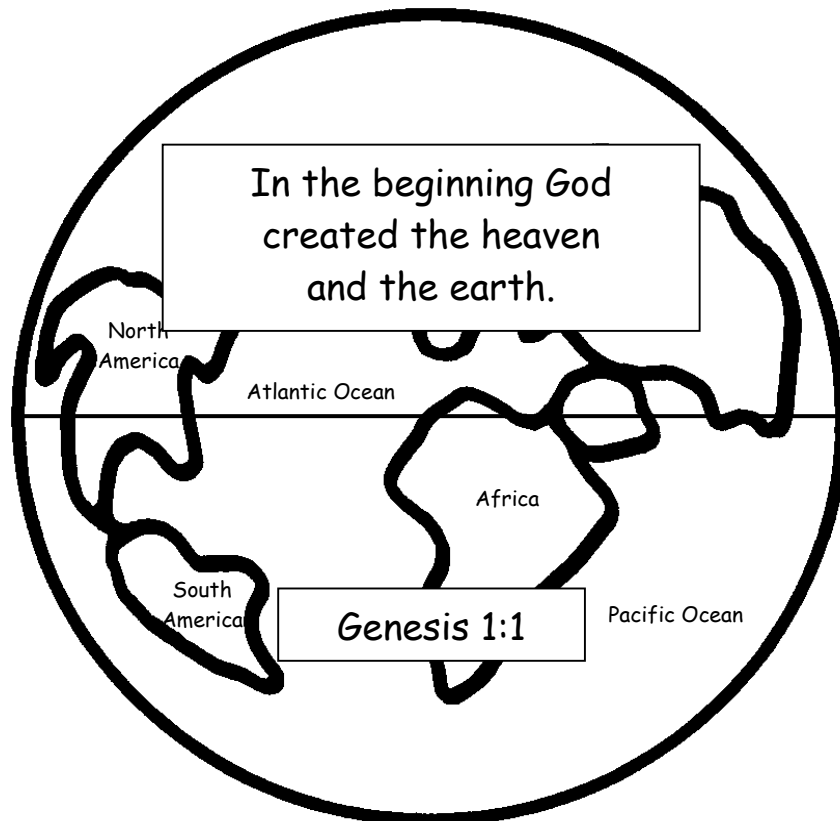
Activity 1:

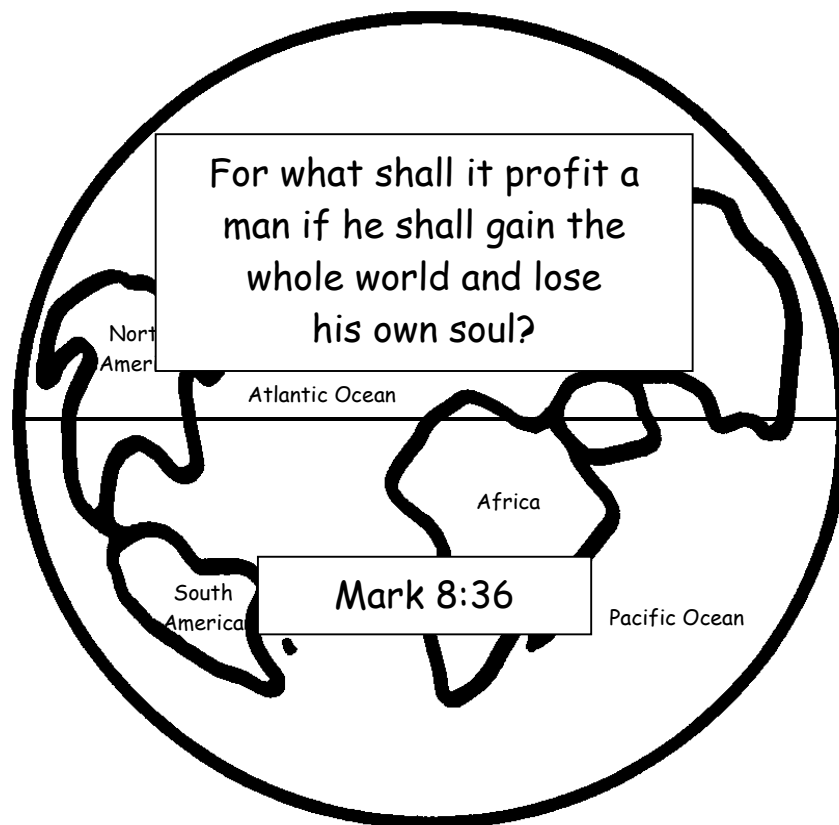
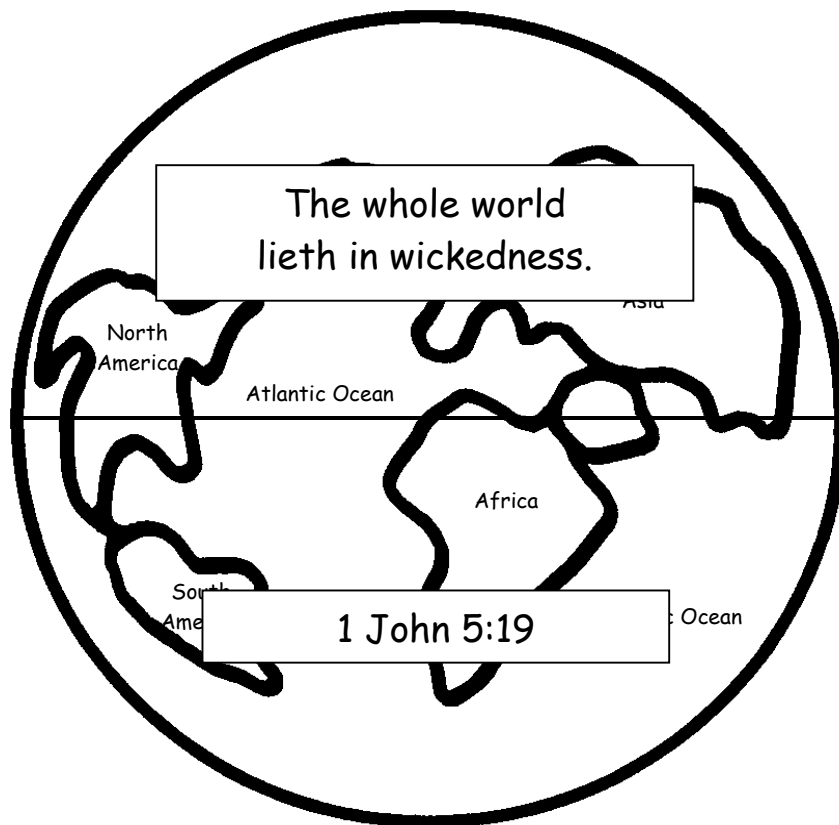
Materials Needed:

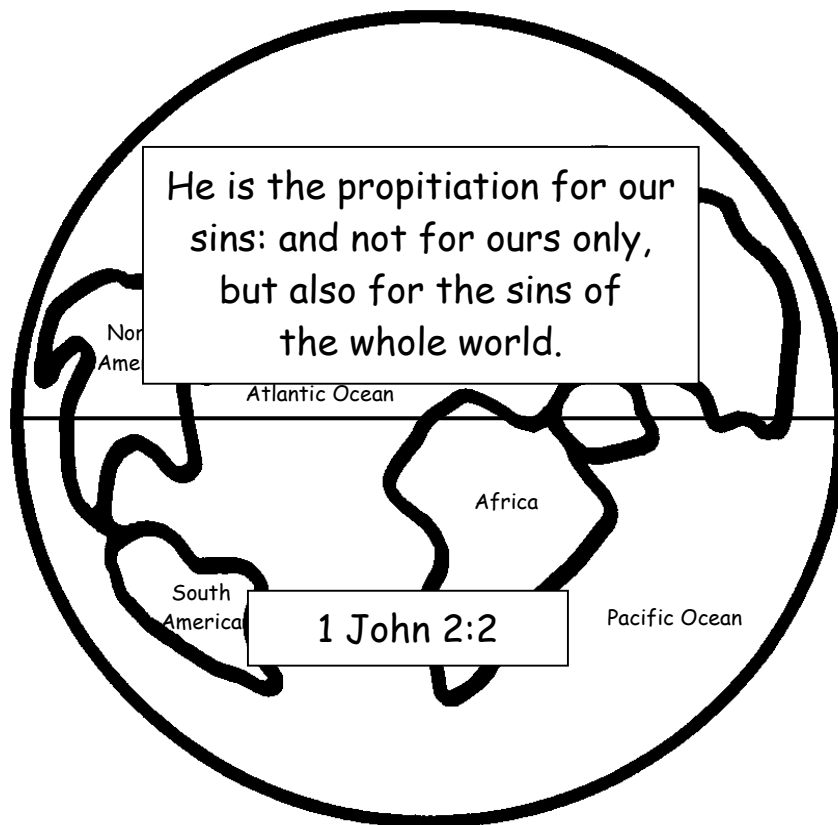
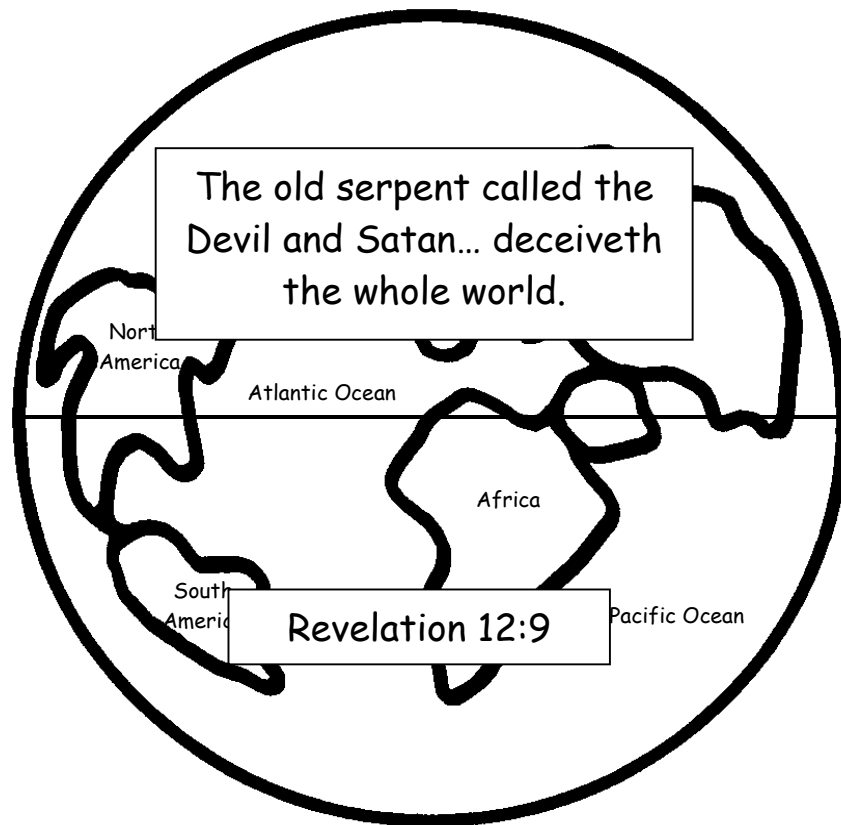
-cardstock

Instructions:

- make 2 copies each of the 5 worlds on cardstock
- cut out and cut apart on the middle line







Review Lesson

Activity 2: Wall Memory Game

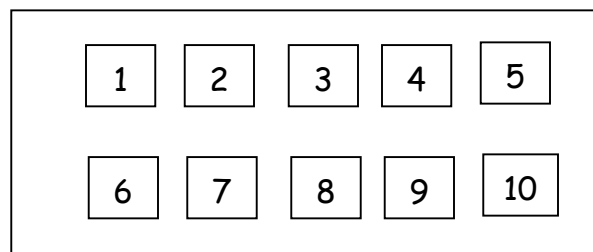
Materials Needed:

- piece of coloured Bristol Board
- cardstock
- numbered rectangles 1-10 (see the following pages)
- 5 titles and 5 verses (see the following pages)

Instructions:

- make copies on cardstock of the numbered rectangles, titles and verses
- cut them out
- tape the titles and verses in random order on the Bristol Board
- tape the numbered rectangles on top of the titles and verses (see diagram below)
- hang the Bristol Board on the wall
- divide the class into 2 teams
- one team starts the game by picking a number
- the number is lifted to reveal what is underneath
- if a title is revealed, the team then tries to find the verse that goes with the title
- if a verse is revealed, the team then tries to find the title that goes with the verse
- if the team gets a match they must say the verse together before having another turn
- if the team does not get a match, the other team has their turn
- continue in this way until all the titles and verses have been matched
- to play again, rearrange the titles and verses underneath the numbers and play again

Diagram of Wall Memory Game



1

2

3

4

5

6

7

8

9

10

The
Whole World
Created

The
Whole World
Wicked

The
Whole World
Worthless

The
Whole World
Deceived

The
Propitiation for
the Whole World

In the beginning God
created the heaven
and the earth.
Genesis 1:1

The whole world
lieth in wickedness.
1 John 5:19

For what shall it profit a
man if he shall gain the
whole world and lose his
own soul? Mark 8:36

That old serpent called the
Devil and Satan...deceiveth
the whole world.
Revelation 12:9

He is the propitiation for
our sins: and not for ours
only, but also for the sins
of the whole world.
1 John 2:2

Appendix B

Wall Display Material

Wall Display Diagram	49
Days of Creation Numbers	50
Serpent and Apples	52
Wall Display Titles	54
Wall Display Verses	59

Suggested Wall Display



Day 1

Day 2


Day 3












Day 4

Day 5

Day 6

Day 7





The Whole World Created

The Whole World Wicked

The Whole World Worthless

The Whole World Deceived

Propitiation for the Whole World

In the beginning
God created the
heaven and the
earth.
Genesis 1:1

The whole world
lieth in
wickedness.
1 John 5:19

For what shall it
profit a man if he
shall gain the whole
world and lose his
own soul? Mark 8:36

That old serpent
called the Devil and
Satan .. deceiveth
the whole world.
Revelation 12:9

He is the propitiation
for our sins: and not
for ours only, but also
for the sins of the
whole world.
1 John 2:2

Reaching Hearts Together... for Christ!



Reach Hearts Ministries

For more information visit
www.ReachHearts.com