

# A New Creature in Christ



An Object Lesson Demonstrating the Change that  
Takes Place in a Person's Life After Salvation.

Written By:  
Michelle Snippe

RH3401B1

# A New Creature in Christ



An Object Lesson Demonstrating the Change that  
Takes Place in a Person's Life After Salvation.

Written By:  
Michelle Snippe

RH3401B1

Permission is granted to the purchaser of this book to reproduce, duplicate or photocopy these pages as needed for use in their own ministry purposes - not for resale or for distribution to others. In other words, if someone you know is interested in using this material, please direct them to [www.reachhearts.com](http://www.reachhearts.com) to purchase the material for themselves.

Thank-you.

# Table of Contents

Introduction	5
Forward	7
Lesson Plan	8
A New Creature in Christ	9
Lesson Activity	14
Appendix - Wall Display Material	16

# Introduction

The following are some brief points and suggestions to consider when teaching any Sunday school lesson.

## **Verse Memorization**

II Timothy 3:15

And that from a child thou hast known the holy scriptures, which are able to make thee wise unto salvation through faith which is in Christ Jesus.

We need to encourage children to hide God's Word in their hearts (Psalm 119:11). Verse memorization should be a high priority during your class. Take time to teach the verse to your students instead of just sending it home with them. Most young children are not yet reading and many of them do not have help at home to learn the assigned verse. Encourage memorization by using different incentives such as a point system and prizes. Young children can memorize a lot more than we think they can! Let them surprise you and themselves!

## **Classroom Set-up**

Many lesson plans will expect you to have the following classroom materials available:

- pencils / erasers
- crayons / pencil crayons
- glue
- tape
- a table
- whiteboard and whiteboard markers or chalkboard and chalk

## **Additional Suggested Materials**

The following materials are excellent resources for teaching any primary Sunday school class. The younger the children, the more need there is for visual materials to help them learn and understand as well as keep their attention! These resources are only suggestions. If they are not available, lessons can easily be adapted using other material.

### *Flannel graph*

Betty Lukens flannel graph is awesome. It is expensive, but well worth it as a lifetime investment. Most Christian bookstores carry this product or will order it for you. Go to [www.bettylukens.com](http://www.bettylukens.com) to view this product and to order on-line.

### *A Beka Bible Flashcards*

A Beka provides these beautiful, full colour flashcards that cover all the Bible stories. The flashcards are large (some are 12"x15½" and others are 10"x13") and come in individual sets for different stories. Go to [www.abeka.com](http://www.abeka.com) for more information.

### **Additional Suggestions**

Most lessons use props. When teaching, keep all props out of sight until the appropriate time in the lesson. If your students can already view the items, there is no suspense, which is all a part of holding the attention of your students.

It is best if you make the activity / craft that goes along with the lesson before your class time. Even if the instructions look straight forward, you will know exactly how to make it and avoid any problems during your class. It is also much easier for children to make their craft, and they often require much less help, when they can see what the end result is supposed to look like.

### **Wall Display**

Creating a visual display is a great lesson reminder to the students, is wonderful for review, and adds interest to your classroom. Most series-type lessons come with an appendix full of wall display material. Often, single week and object lessons do not. See the table of contents to find out if the lesson(s) you have purchased comes with wall display material.

If weekly titles are part of the display, easy-to-use, pre-cut letters can be purchased from most office supply stores. These are great because they come in a variety of colours and designs. Most lessons requiring weekly titles have them included for you if you are unable to purchase these.

### **Questions/Comments**

We would love to hear from you. If you have any comments or questions, please let us know. An attempt has been made to avoid mistakes and to make this material easy to use and understand. However, if you find mistakes or have any difficulties, please contact us at [zonya@reachhearts.com](mailto:zonya@reachhearts.com) so the necessary corrections or adaptations can be made. Thank-you for using our materials and may your efforts to reach hearts for Christ be blessed.

# Forward

What does one feel when they see a beautiful butterfly float by? Most of us are touched by its gracefulness and beauty. Very rarely do we look at this creature and dwell on what it was before - a plain looking caterpillar. Yet that is what it once was. Before a person becomes a Christian, their life and actions reveal the state of their hearts - full of sin. A butterfly's transformation through metamorphosis is a beautiful picture of what one becomes after they receive the Lord Jesus Christ as their personal Saviour. A beautiful change - even more phenomenal than metamorphosis - takes place in a person's life when they become a Christian. Share with your students that each one has a need for this change in their lives if they are ever going to spend eternity in heaven with God. As well, reflect on your own life and the changes that have occurred in your heart as a result of God's love and grace to you!

Blessings to You,

Michelle

# Lesson Plan

The following lesson plan simply covers one week of material. This lesson plan is laid out in the following way.

## **Bible Reference:**

- the Bible scripture that the lesson is based upon

## **Memory Verse:**

- this is the main object of the lesson - the lesson script leads up to this verse

## **Verse Motivator:**

- this is the activity to be used for this lesson to help the students remember their verse (This is optional and not always included in my lesson plans.)

## **Lesson Point:**

- a brief overview of the main focus of the lesson

## **Props/Materials Needed for Lesson:**

- these are the items you will need to develop and teach the lesson to your class
- some of these materials you will need to make, purchase, or find around the house

## **Preparation for Activity**

- what to cut out, photocopy, etc. for the activity part of the lesson

## **Lesson Script**

- this is the actual lesson layout
- suggested exact words are printed in regular script
- teacher's instructions are printed in *italics*

## **Activity:**

- this usually concludes each lesson
- the instructions for making the activity are found under this heading





# A New Creature in Christ

**Bible Reference:** II Corinthians 5:17

**Memory Verse:**

Therefore if any man be in Christ, he is a new creature: old things are passed away; behold, all things are become new. II Corinthians 5:17

**Lesson Point:**

- through metamorphosis, a caterpillar becomes a beautiful butterfly
- when we get saved, a transformation - brought about only by God Himself - takes place in our lives
- salvation gives us new life in Christ - a more beautiful life than we had in our sin

**Props/Materials Needed For Lesson:**

- blue play dough
- yellow play dough
- a picture of a beautiful butterfly (see page 17 or perhaps a book about butterflies from the library might have some nice pictures)
- a picture of a not-so-nice-looking caterpillar (see page 18 or your butterfly library book)

**Advance Preparation for Lesson:**

- wall display material (see Appendix for suggested wall display diagram and materials)

**Material Needed for Activity:**

- activity sheets, pages 14, 15
- blue, yellow, and green **washable** paint (if you do not wish to use paint, crayons or pencil crayons will work too)
- paint brushes and rinse water for each student or group of two students
- paper towel or cloths for clean-up
- pencil crayons
- scissors and glue

### Preparation for Activity:

- photocopy pages 14, 15 for each student
- pour individual colours of paint in small paper cups (Dixie cups work good) - enough for groups of two students

### Lesson Script:

- welcome to class today everyone! I sure am glad to see you all
- I've brought some things to show you today
- the first thing I want to show you is this picture
- *hold the picture of the caterpillar up for the class to see or hang it on the wall*
- who can tell me what this is a picture of?
- *allow students to give the answer*
- that's right, it's a caterpillar
- this caterpillar is rather plain looking isn't it?
- some caterpillars are better looking than this one, but this one is quite plain
- now, I want to show you another picture
- *hold the picture of a beautiful butterfly up for the class to see or hang it on the wall*
- look at this beautiful butterfly - isn't it lovely?!
- did you know that this butterfly hasn't always been a beautiful butterfly?
- this butterfly actually started it's life as a plain and ordinary looking caterpillar!
- that's amazing isn't it?
- at a certain point in a caterpillar's life, a change takes place
- this change is called metamorphosis
- when metamorphosis takes place in a caterpillar's life, it becomes something new - a butterfly - and a beautiful one too!
- when a caterpillar is living as a caterpillar, can it fly?
- NO!
- Before a caterpillar turns into a butterfly, does it look like a butterfly?
- NO!
- have you ever seen a caterpillar trying to act like a butterfly?
- No, it doesn't do that!
- but when the caterpillar's metamorphosis, or change, takes place, that is when - and only then - it becomes a butterfly.
- that caterpillar can no longer look or act like a caterpillar, because it has become an entirely new creature!
- boys and girls, that's how it is when GOD SAVES US.
- when we admit to God that we have sinned and that we deserve to go to hell for all eternity, we can then ask God for forgiveness
- He is waiting for us to ask Jesus to be our Saviour

- when God saves us, we are forgiven for all the wrong things that we have done and will ever do
- God never looks down on us and sees our mistakes anymore
- He looks at us and sees Jesus' blood that has washed our sins away
- the Holy Spirit then comes to live in us and He helps us to follow and obey God
- He has promised that He will make us into a new creation or a new creature
- will we become butterflies like this caterpillar does?
- of course not, we will become a Christian!
  
- now, I have something else that I would like you to look at
- *take out the blue and yellow play dough and distribute a small amount of each colour to each student*
- I know that you've all played with play dough - maybe you think that you're too old to play with it now
- well, you're going to play with it for a minute here!
- I want you all to see a demonstration of what takes place when a person becomes a Christian
- okay... let's pretend that the blue play dough is us as a sinner
- now, let's pretend that the yellow play dough is Jesus
- well, what do you think would happen if we mixed the two colours of play dough?
- *allow the students to give their thoughts as to what might happen - they may even come up with the correct answer*
- well, go ahead and mix the two and see if anyone was right
- you'll have to mix them good!
- *give them some time to mix the two colours of play dough and see that when they are mixed well the play dough becomes green*
- well, what did we discover?
- our play dough turned green!
- maybe you already know from school that yellow and blue make green
- by mixing the two colours a new colour was made
- well, I want to compare that to salvation
- when we take our old "blue" sinful selves and mix us with Jesus' "yellow" ability to save us, we become something new!
- we become a Christian!
- do you see how amazing that is!?
  
- now, do you suppose that if a caterpillar tried to act like a butterfly, it would be able to fool us?
- I doubt it
- well, do you know that there are people in the world today who claim to be Christians and just pretend to be one in some ways

- they might be able to fool some people here on earth, but can they fool God?
- NO WAY! God looks upon their heart and truly knows whether they have become a new creature or not
- just like when we look at a caterpillar
- we know that it isn't a butterfly!
- no matter what it did, we would know that it wasn't a butterfly
- it's also interesting that when we look at a beautiful butterfly, our first thought isn't that it was once a plain looking caterpillar
- we don't dwell on and remember that it was once a caterpillar
- and that's how it is when a person becomes a new creature
- when we see someone who is newly saved, we don't dwell on what they once were in their sin
- we rejoice and enjoy their beauty as a new creature in Christ
- you might think that your sins are too bad to be forgiven
- you might think that no one will believe you when you say that you got saved
- when you become a new creature, others will rejoice in what you have become - a new creature in Christ

- I hope that each of you here would have a desire to become a new creature
- I'm here today to tell you that you can become a new creature - a Christian
- and it can happen today
- it is a promise made to us by God in His Word
- do any of you know any verse in the Bible that promises that when a person gets saved they become a new creation?
- *allow them to share their thoughts and suggestions*
- well, here's the one I'm talking about
- *hang the verse on the wall and have a student read it out loud*
- well, here it is right here - God's promise that when a person is saved or "in Christ", he or she is a new creature
- a person who is saved is very different from the person they were before they were saved
- they will show by their life that the "old things" they used to do and say and so on, are "passed away"
- they possess new life in Christ - they're a new creature!
- doesn't that sound wonderful?!
- I think so!!

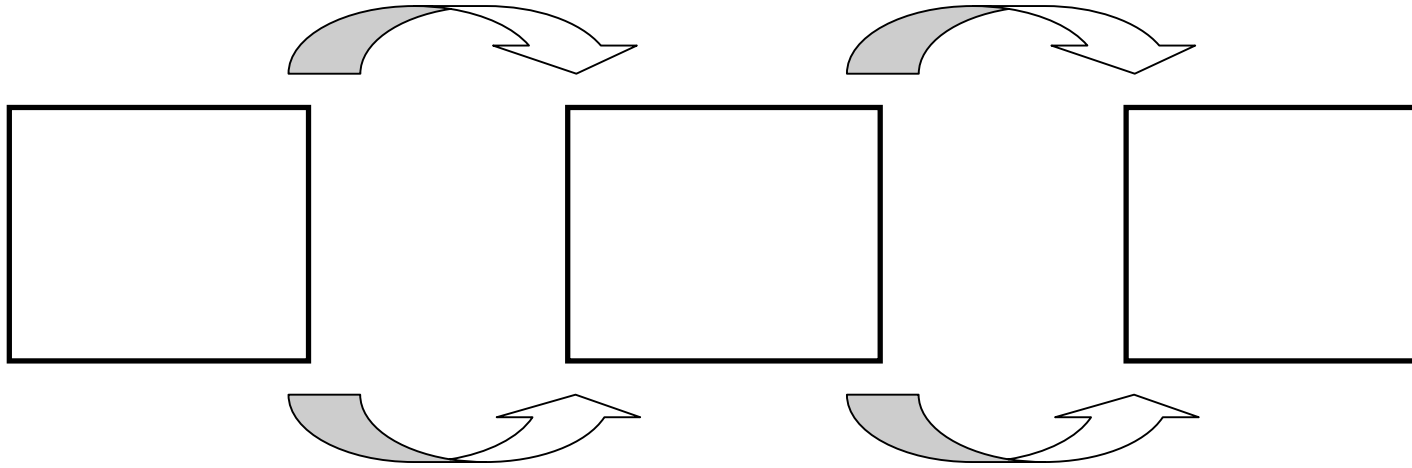
- you know, a caterpillar has to wait until metamorphosis takes place for it to become a butterfly
- you don't have to wait for anything to become a Christian
- you can, right there in your seat, even today, ask God to forgive you
- you, today, can become a new creature in Christ!
- it's God's promise!

### **Activity**

- give them a copy of page 14
- each student is to paint their first square with blue paint representing us in our sins (as well as the caterpillar)
- the next square is to be painted yellow representing Jesus' death on the cross and saving power (as well as the cocoon/metamorphosis)
- the last square can be painted with a mixture of the blue and yellow to make green or can be painted with green paint to represent our new life in Christ (as well as the butterfly)
- then give them page 15 with the pictures to be cut out, coloured and glued (one square on the picture page is empty - this is where they are to draw a picture of themselves)
- the picture of themselves should be glued above the blue painted square and the caterpillar should be glued below it
- the picture of the cross should be glued above the yellow painted square and the cocoon representing metamorphosis should be glued below it
- then the picture of the plant should be glued above the green painted square representing new life and the butterfly should be glued below it
- it might be interesting to see if they can come up with that order on their own if they can
- if you see that they are not being set in the proper place, be sure to guide them in gluing them in the correct order

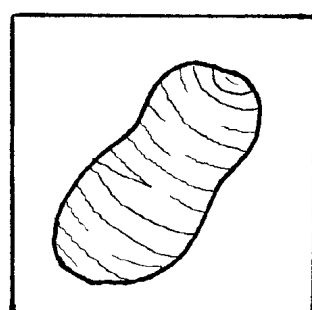
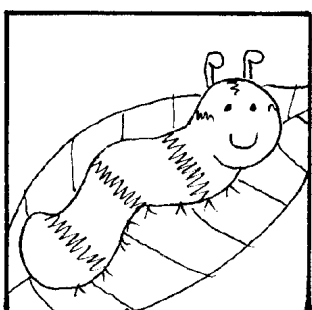




# A New Creature

14




Therefore if any man be in Christ, he is a new creature: old things are passed away; behold, all things are become new. II Corinthians 5:17

## Pictures to be cut out for Lesson Activity



# Suggested Wall Display





## Suggestions for Wall Display

- mount the pictures of the butterfly and caterpillar on brightly coloured construction paper
- mount the verse on coloured construction paper or photocopy it onto coloured paper
- cut out arrows
- use large pre-cut letters for the main title
  - ex. TREND Ready Letters (found at most office supply stores like 'Staples')

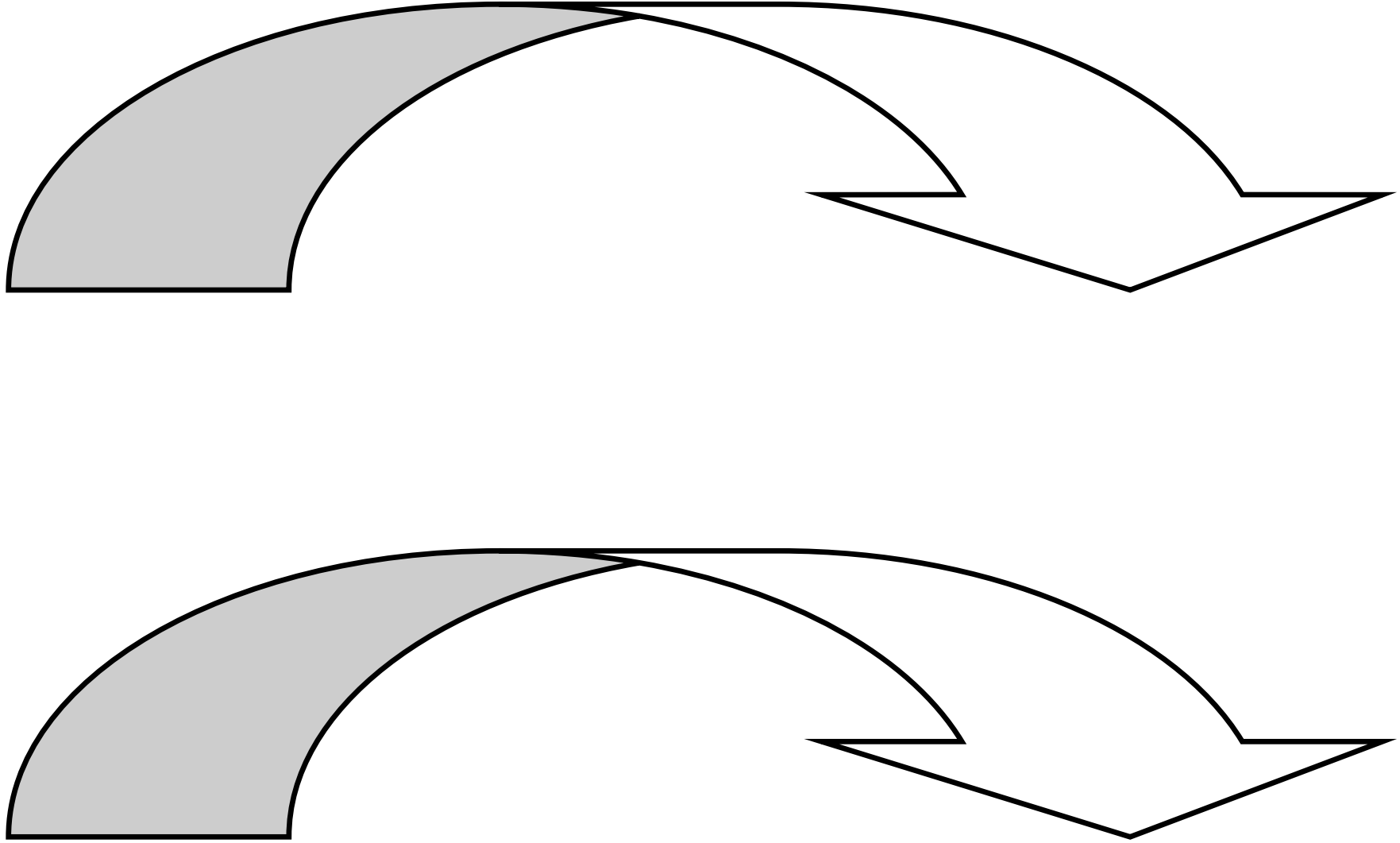






Therefore if any man be in  
Christ, he is a new creature:  
old things are passed away;  
behold, all things are  
become new.

II Corinthians 5:17



*Reaching Hearts Together... for Christ!*



Reach Hearts Ministries

For more information visit  
[www.ReachHearts.com](http://www.ReachHearts.com)